

Q3FY20 GDP

28 February 2020

Growth to recover in FY21

India's GDP and GVA growth moderated to 4.7% and 4.5% in Q3FY20 from a revised growth of 5.1% and 4.9% in Q2. Investment spending has led the dip at (-) 5.2%. Private consumption held up. On the supply side, electricity output declined the most on account of manufacturing slowdown. Growth is likely to recover to 5.5% and 6.2% in FY21 and FY22 respectively on the back of recovery in rural demand and disinvestment led government capex. The recent COVID-19 outbreak remains a significant downside risk in Q4FY20.

Sameer Narang

+91 22 6698 5713

chief.economist@bankofbaroda.com

Dipanwita Mazumdar

dipanwita.mazumdar@bankofbaroda.com

Aditi Gupta

aditi.gupta3@bankofbaroda.com

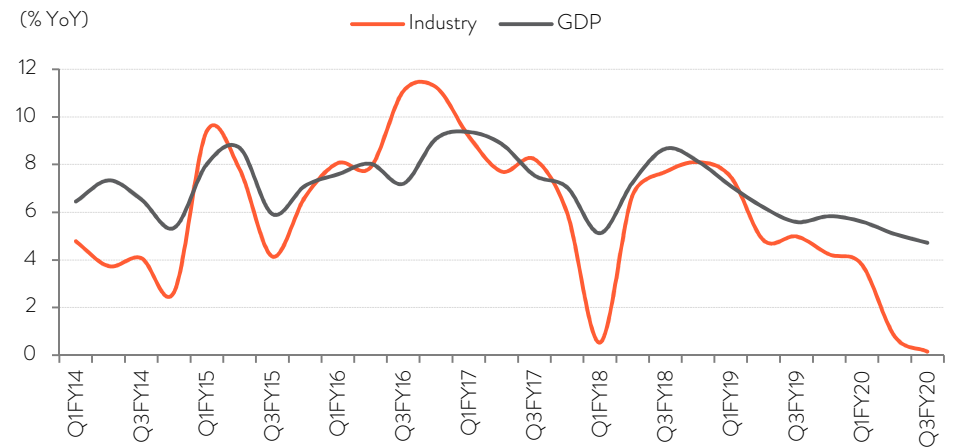
GVA growth moderates: India's Q3FY20 GVA growth slowed down to 4.5% from 4.8% in Q2FY20 led by slowdown in electricity, gas and water supply (-0.7% in Q3 vs 3.9% in Q2) and construction (0.3% versus 2.9% in Q2). Manufacturing growth was muted at (-) 0.2% in Q3 versus (-) 0.4% in Q2). However, growth in agriculture (3.5% in Q3 versus 3.1% in Q2) and services sector (7.4% in Q3 versus 7.3% in Q2) held up. In services, improvement was seen in financial, real estate and professional services (7.3% in Q3 versus 7.1% in Q2) and trade, hotels & communication services (5.9% in Q3 versus 5.8% in Q2). Outlook for agriculture is relatively well placed with improved Rabi sowing.

Investment spending falters: GDP growth fell to 4.7% in Q3FY20 from 5.1% in Q2FY20 (revised upwards by 60bps). This was led by a sharp contraction in investment spending growth to the lowest in the current series at (-) 5.2% in Q3 versus (-) 4.1% in Q2. Exports also contracted at the fastest pace in 16-quarters by (-) 5.5% compared with (-) 2.1% in Q2. Government spending too slowed to 11.8% in Q3 from 13.2% in Q2. On the positive side, private consumption picked up to 5.9% in Q3 versus 5.3% in H1FY20.

GVA/GDP growth forecasts retained: Both GVA and GDP growth projections for FY20 were unchanged at 4.9% and 5% respectively. Only projections for agriculture and mining have been revised upward to 3.7% (2.8% 1st A.E.) and 2.8% (1.5% 1st A.E.) respectively. However, projections for manufacturing and electricity, gas, water supply and other utility services have been revised downward to 0.9% (2% 1st A.E.) & 4.6% (5.4% 1st A.E.). Investment demand is also set to decline by (-) 0.6% versus an increase of 1% earlier. We expect GDP growth to bottom out in FY20, before seeing a revival to 5.5% in FY21 and 6.2% in FY22, on the back of government divestment led spending and rural recovery.

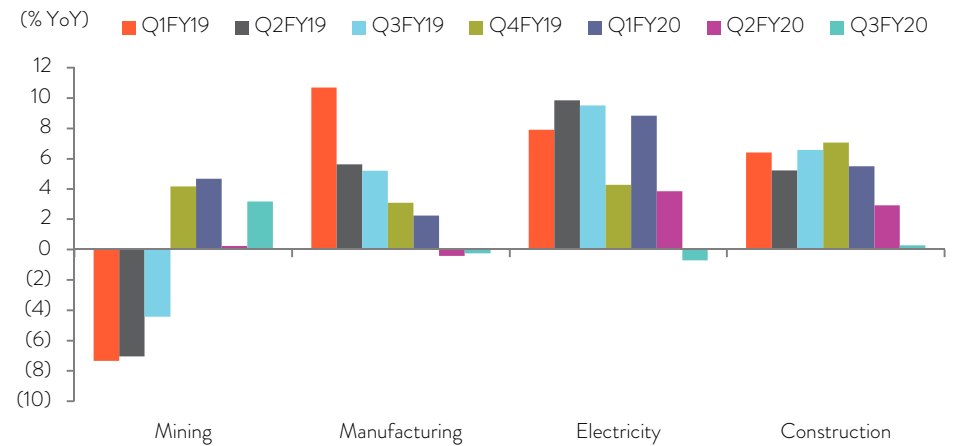


FIG 1 – GVA GROWTH DIPS, LED BY INDUSTRY...



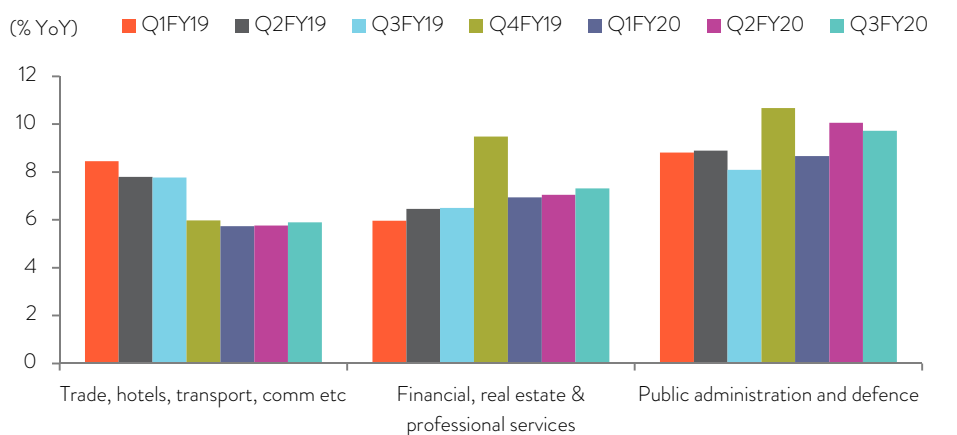
Source: CEIC, Bank of Baroda Research

FIG 2 – ...MANUFACTURING DIPS THE MOST



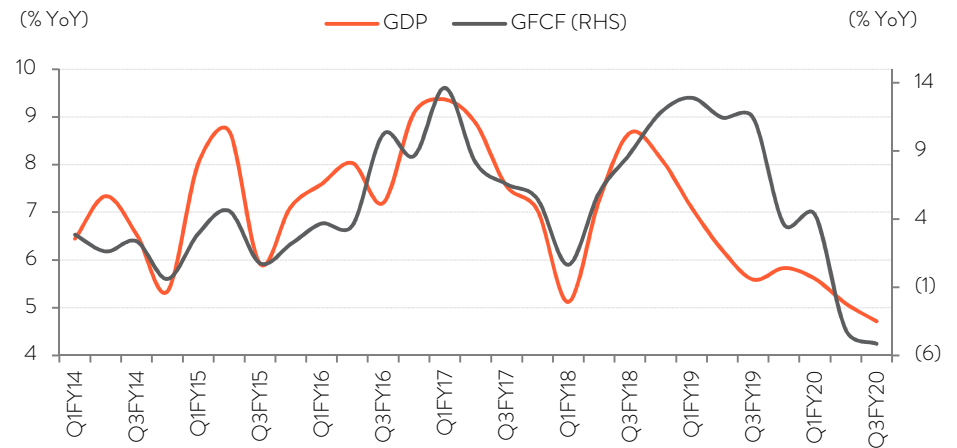
Source: CEIC, Bank of Baroda Research

FIG 3 – SERVICE SECTOR GROWTH IMPROVES



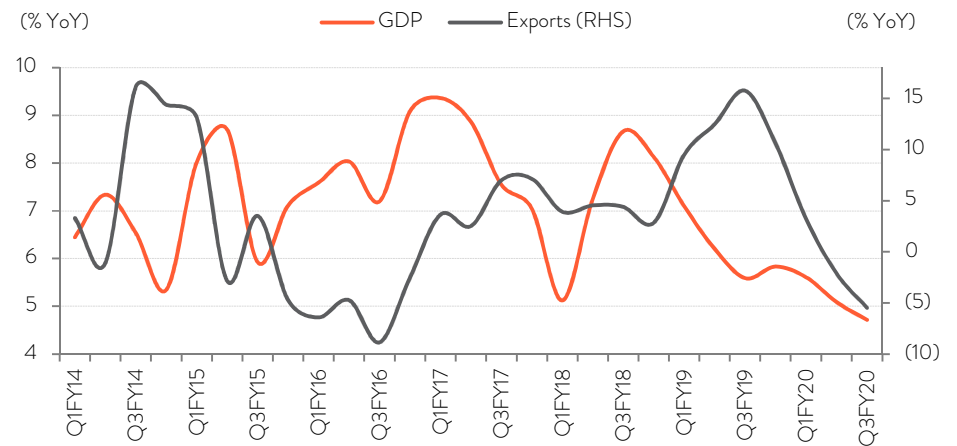
Source: CEIC, Bank of Baroda Research

FIG 4 – INVESTMENT SPENDING DIPS SHARPLY



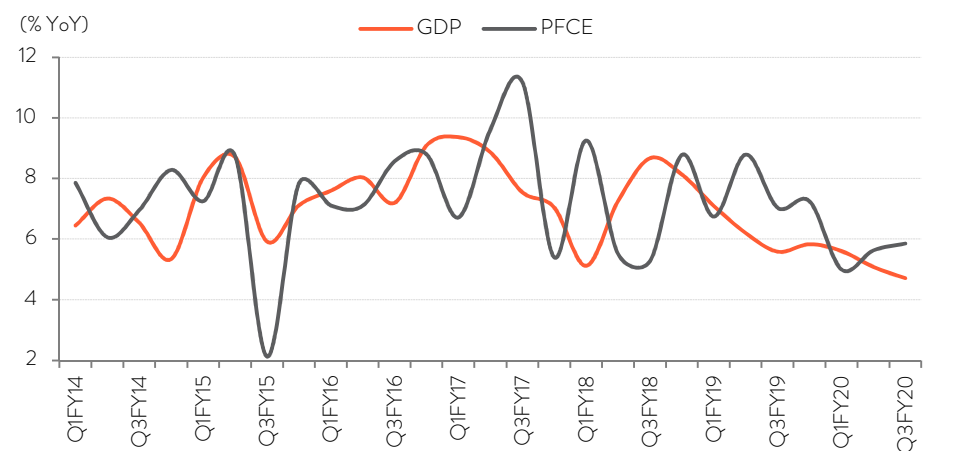
Source: CEIC, Bank of Baroda Research

FIG 5 – EXPORTS TOO CONTINUE TO REMAIN A DRAG



Source: CEIC, Bank of Baroda Research

FIG 6 – PRIVATE CONSUMPTION GROWTH PICKS UP MODERATELY



Source: CEIC, Bank of Baroda Research

Disclaimer

The views expressed in this research note are personal views of the author(s) and do not necessarily reflect the views of Bank of Baroda. Nothing contained in this publication shall constitute or be deemed to constitute an offer to sell/ purchase or as an invitation or solicitation to do so for any securities of any entity. Bank of Baroda and/ or its Affiliates and its subsidiaries make no representation as to the accuracy; completeness or reliability of any information contained herein or otherwise provided and hereby disclaim any liability with regard to the same. Bank of Baroda Group or its officers, employees, personnel, directors may be associated in a commercial or personal capacity or may have a commercial interest including as proprietary traders in or with the securities and/ or companies or issues or matters as contained in this publication and such commercial capacity or interest whether or not differing with or conflicting with this publication, shall not make or render Bank of Baroda Group liable in any manner whatsoever & Bank of Baroda Group or any of its officers, employees, personnel, directors shall not be liable for any loss, damage, liability whatsoever for any direct or indirect loss arising from the use or access of any information that may be displayed in this publication from time to time.

Visit us at www.bankofbaroda.in



For further details about this publication, please contact:

Economics Research Department

Bank of Baroda

+91 22 6698 5713

chief.economist@bankofbaroda.com