

TRADE

15 June 2020

Exports recover faster than imports

India's trade deficit narrowed sharply to US\$ 3.2bn in May'20 from US\$ 6.8bn in Apr'20. The MoM improvement was driven by a sharp recovery in exports from a decline of 60.3% in Apr'20 to a reduction of 36.5% in May'20. Imports declined by 51% in May'20 (58.6% in Apr'20). Non-oil-non-gold imports recovered a bit. Given low international oil prices and muted domestic demand, we expect India to report a current account surplus. Thus we believe INR is likely to see an appreciating bias in coming months.

Sameer Narang

+91 22 6698 5713

chief.economist@bankofbaroda.com

Aditi Gupta

aditi.gupta3@bankofbaroda.com

Sonal Badhan

sonal.badhan@bankofbaroda.com

Exports seen recovering: India's exports contracted by 36.5% in May'20 from a decline of 60.3% in Apr'20. This was led by sharp increase in pharma exports at 17.3% in May'20 versus 0.3% in Apr'20. Apart from oil, the pace of decline in other export categories was lower led by organic chemicals (12.7% versus 41.9%), engineering goods (24.2% versus 64.8%) and gems and jewelry (68.8% versus 98.7%). Oil exports were lower by 68.5% compared with 66.2% decline in Apr'20. With global demand gradually improving, exports will show recovery in the coming months.

Non-oil-non-gold imports show some recovery: Imports contracted by 51.1% in May'20 from a decline of 58.6% in Apr'20. Oil imports declined by 71.9% in May'20 compared with 59% fall in Apr'20. Gold imports declined by 98.4% versus a fall of 99.9% in Apr'20. Non-oil-non-gold imports continued to contract, although, pace of decline is now at 33.8% compared with 52.2% in Apr'20. Decline in non-oil-non-gold imports was driven by pearls and precious metals (77.1%) and electronics (40.3%). Capital goods imports recovered marginally to decline by 33.6% versus a decline of 54.2% in Apr'20, as industrial activity restarted.

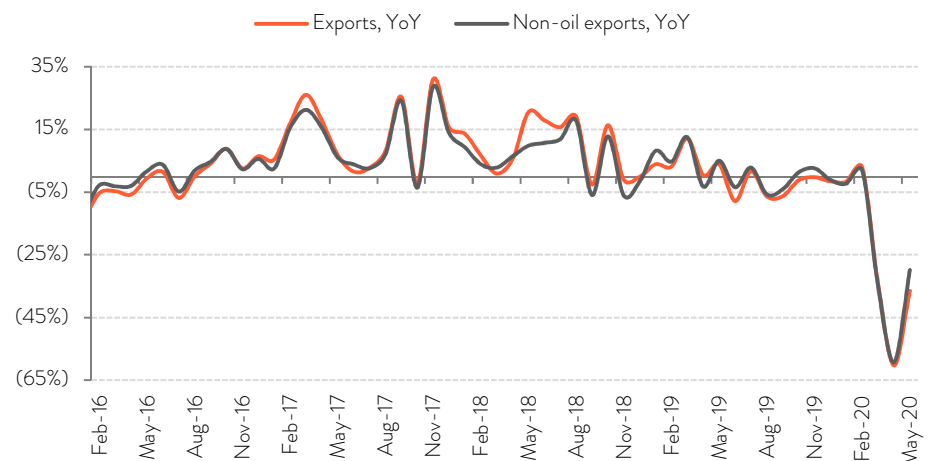
External balance favourable: India's trade deficit narrowed to its lowest since Mar'09 at US\$ 3.2bn compared with US\$ 6.8bn in Apr'20. Trade deficit has narrowed for the 4th straight month this year led by lower imports. Non-oil-non-gold imports may see moderate recovery as lockdown restrictions are lifted. Even so, recovery will be gradual. Oil prices are also likely to remain subdued due to weak global demand. This should keep trade deficit in check and also offset the decline in remittances and services exports, leading to a current account surplus in FY21. We thus see INR reverting back to 73/\$ - 74/\$ level in FY21.

KEY HIGHLIGHTS

- Exports contract by 36.5% in May'20 versus 60.3% in Apr'20.
- Imports also decline by 51.1% compared with 58.6% in Apr'20.
- Trade deficit narrows to US\$ 3.2bn, likely to remain subdued in FY21.

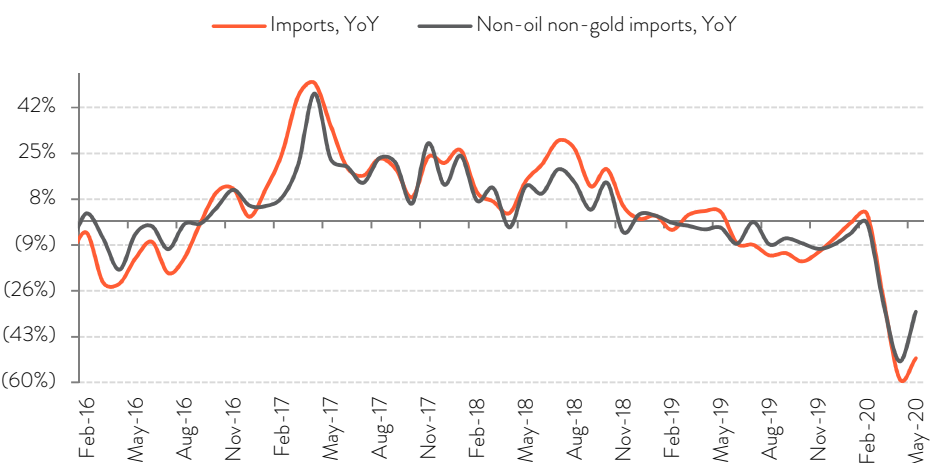


FIG 1 – SOME IMPORVEMENT IN EXPORTS IN MAY'20



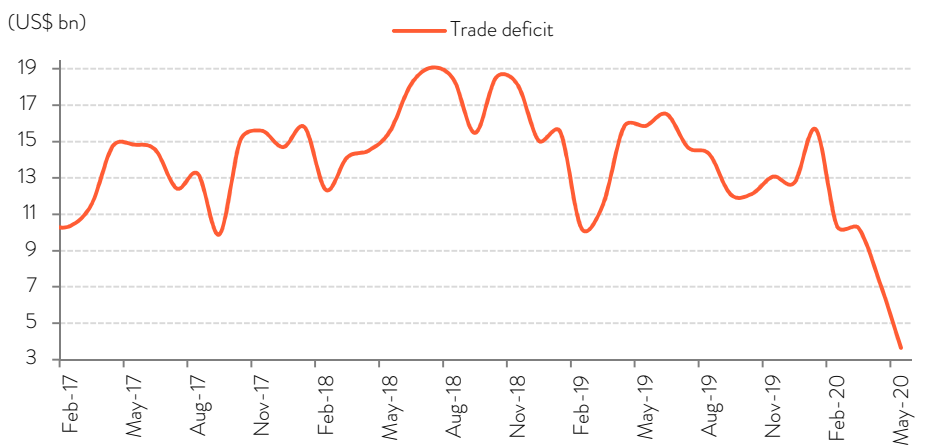
Source: CEIC, Bank of Baroda Research

FIG 2 – SIMILAR TREND VISIBLE IN IMPORTS



Source: CEIC, Bank of Baroda Research

FIG 3 – TRADE DEFICIT NARROWS FURTHER



Source: CEIC, Bank of Baroda Research

Disclaimer

The views expressed in this research note are personal views of the author(s) and do not necessarily reflect the views of Bank of Baroda. Nothing contained in this publication shall constitute or be deemed to constitute an offer to sell/ purchase or as an invitation or solicitation to do so for any securities of any entity. Bank of Baroda and/ or its Affiliates and its subsidiaries make no representation as to the accuracy; completeness or reliability of any information contained herein or otherwise provided and hereby disclaim any liability with regard to the same. Bank of Baroda Group or its officers, employees, personnel, directors may be associated in a commercial or personal capacity or may have a commercial interest including as proprietary traders in or with the securities and/ or companies or issues or matters as contained in this publication and such commercial capacity or interest whether or not differing with or conflicting with this publication, shall not make or render Bank of Baroda Group liable in any manner whatsoever & Bank of Baroda Group or any of its officers, employees, personnel, directors shall not be liable for any loss, damage, liability whatsoever for any direct or indirect loss arising from the use or access of any information that may be displayed in this publication from time to time.

Visit us at www.bankofbaroda.in



For further details about this publication, please contact:

Economics Research Department

Bank of Baroda

+91 22 6698 5713

chief.economist@bankofbaroda.com