

TRADE

15 April 2020

Trade contraction shows impact of lockdown

India's trade deficit remained steady at US\$ 9.8bn in Mar'20 on a MoM basis. Both exports and imports came off sharply showing the impact of lockdowns. Notably, non-oil-non-gold imports fell steeply by 30.5%, posting the worst decline on record. Exports too fell across categories. Oil exports were lower due to sharp decline in prices. However, lower oil prices also imply that CAD as % of GDP will moderate further in FY21. This bodes well for INR.

Sameer Narang

+91 22 6698 5713

chief.economist@bankofbaroda.com

Aditi Gupta

aditi.gupta3@bankofbaroda.com

Sonal Badhan

sonal.badhan@bankofbaroda.com

Exports nosedive: Exports fell steeply in Mar'20 by 34.6% versus an increase of 2.9% in Feb'20. During FY20 exports have contracted by 4.8% from an increase of 8.7% in FY20. In Mar'20, apart from domestic lockdown, sharp reduction in global demand also contributed to the decline. The sharpest decline was seen in engineering goods at 42.3% followed by gems & jewellery at 41% and chemicals falling by 32.9%. Oil exports too fell by 31.1% versus an increase of 10.1% in Feb'20. With countries across the world, including India, imposing lockdowns, we expect exports to remain muted in the near term due to both demand and supply conditions.

Imports fall steeply as well: Imports too plunged by 28.7% in Mar'20 versus an increase of 2.5% in Feb'20. Oil imports led the fall at 15% compared with an increase of 14.3% in Feb'20 as oil prices crashed by 49.7% in Mar'20 on a YoY basis. After showing a pickup in Jan-Feb'20, non-oil-non-gold imports fell by 30.5% registering the biggest decline on record as the COVID-19 restrictions kicked-in. Within this, imports of pearls and precious stones fell the most at 53.5%, followed by iron and steel at 45.8% and electronics at 29.1%. Capital goods imports too fell by 20% versus an increase of 7.6% in Feb'20.

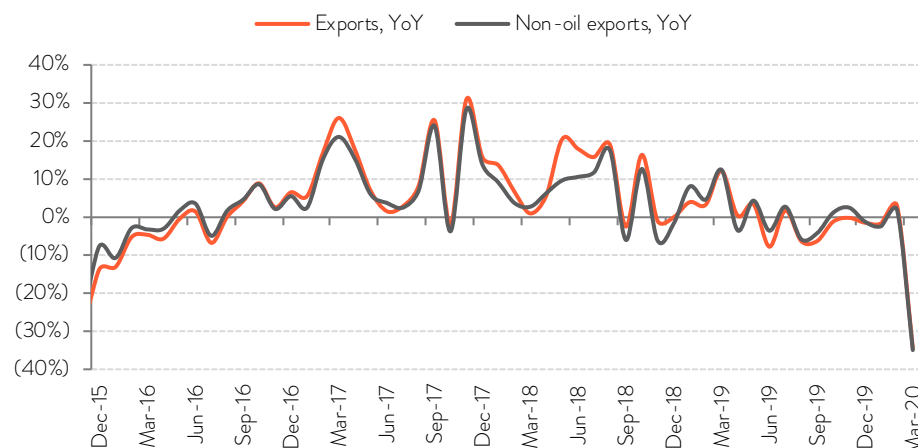
Trade deficit to remain contained: India's trade deficit remained stable at US\$ 9.8bn in Mar'20 (US\$ 9.9bn in Feb'20) as both exports and imports fell by US\$ 6bn MoM. For FY20, trade deficit narrowed to US\$ 160bn from US\$ 184bn in FY19 led by a drop in both oil deficit (US\$ 4bn) and non-oil deficit (US\$ 20bn). Exports are expected to remain tepid as global growth is likely to fall by 3% (IMF). Lockdowns in India's major export partners such as EU and US will also impinge on exports. However, range-bound oil prices and weak demand will keep imports in check. Hence, we expect trade deficit to be even lower in FY21. This should ease some pressure on INR.

KEY HIGHLIGHTS

- Exports contract by (-) 34.6% in Mar'20 compared with an increase of 2.9% in Feb'20.
- Import growth also slips to (-) 28.7% in Mar'20 versus an increase of 2.5% in Feb'20.
- Trade deficit remained stable at US\$ 9.8bn versus US\$ 9.9bn in Feb'20.

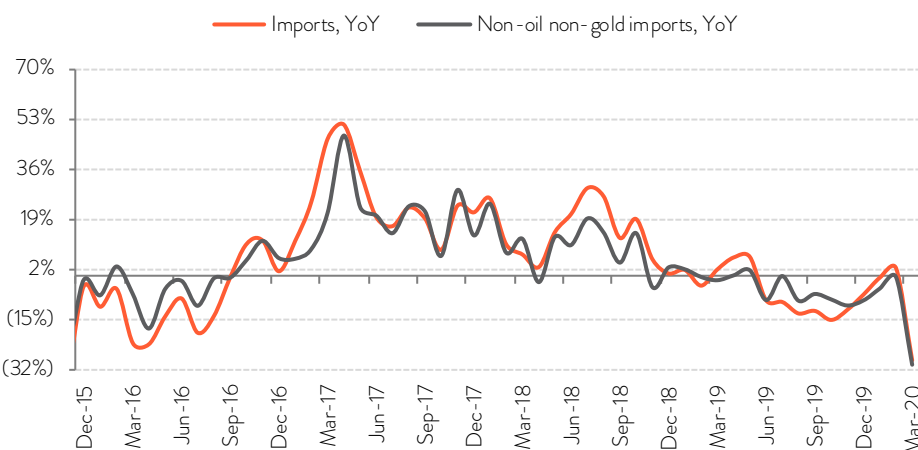


FIG 1 – EXPORT GROWTH NOSEDIVES



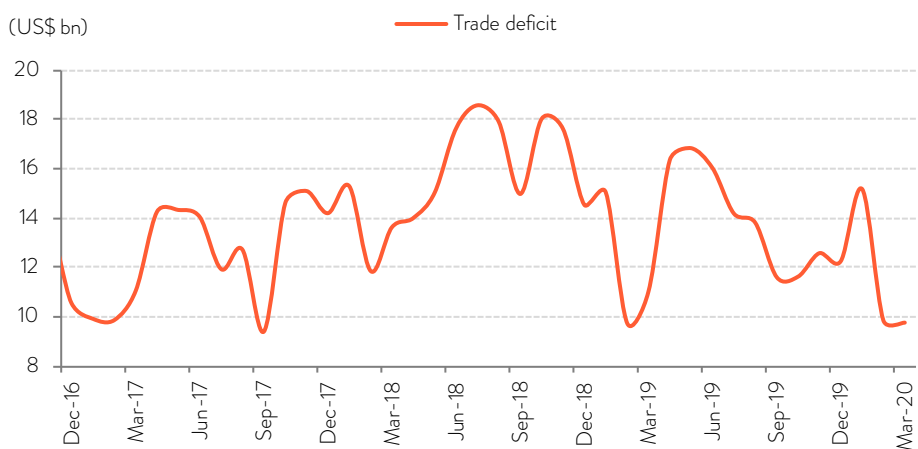
Source: CEIC, Bank of Baroda Research

FIG 2 – SIMILAR TREN VISIBLE IN IMPORTS



Source: CEIC, Bank of Baroda Research

FIG 3 – TRADE DEFICIT REMAINS STABLE IN MAR'20



Source: CEIC, Bank of Baroda Research

Disclaimer

The views expressed in this research note are personal views of the author(s) and do not necessarily reflect the views of Bank of Baroda. Nothing contained in this publication shall constitute or be deemed to constitute an offer to sell/ purchase or as an invitation or solicitation to do so for any securities of any entity. Bank of Baroda and/ or its Affiliates and its subsidiaries make no representation as to the accuracy; completeness or reliability of any information contained herein or otherwise provided and hereby disclaim any liability with regard to the same. Bank of Baroda Group or its officers, employees, personnel, directors may be associated in a commercial or personal capacity or may have a commercial interest including as proprietary traders in or with the securities and/ or companies or issues or matters as contained in this publication and such commercial capacity or interest whether or not differing with or conflicting with this publication, shall not make or render Bank of Baroda Group liable in any manner whatsoever & Bank of Baroda Group or any of its officers, employees, personnel, directors shall not be liable for any loss, damage, liability whatsoever for any direct or indirect loss arising from the use or access of any information that may be displayed in this publication from time to time.

Visit us at www.bankofbaroda.in



For further details about this publication, please contact:

Economics Research Department

Bank of Baroda

+91 22 6698 5713

chief.economist@bankofbaroda.com