

TRADE

02 December 2021

Export momentum weakens

India's trade deficit widened to a record high of US\$ 23.3bn in Nov'21 from US\$ 19.7bn, led by a slowdown in exports. Both oil and non-oil exports eased. Imports also moderated, led by gold and oil imports. Even, non-oil-non-gold imports eased marginally. In FYTD22, trade deficit is already above the pre-pandemic level, led by a recovery in domestic economy. However, the discovery of the new variant of Covid-19 lends considerable uncertainty to the outlook. Overall, we expect CAD at 1.5% of GDP in FY22.

Aditi Gupta

aditi.gupta3@bankofbaroda.com

Sonal Badhan

sonal.badhan@bankofbaroda.com

Exports ease: As per preliminary data, India's exports eased to US\$ 29.9bn in Nov'21 from US\$ 35.7bn in Oct'21, registering 26.5% YoY increase versus 43.1% in Oct'21. This was on account of slowdown in both oil and non-oil exports. Oil exports eased to US\$ 3.8bn in Nov'21 from US\$ 5.2bn in Oct'21. Within non-oil exports, softening was broad-based with exports of engineering goods (37% versus 50.9%) and chemical products (32.5% versus 41.9%) slowing and contraction seen in exports of pharma products (-7% versus -0.9%) and gems and jewellery (-11% versus +44.2%). However, over a 2-year horizon, exports have remained resilient rising by 15.9% in FYTD22, supported by non-oil exports (18.7%). Oil exports have flattened.

Imports moderate further: Imports slowed down to 57.2% in Nov'21 (US\$ 53.2bn) after increasing by 62.5% in Oct'21 (US\$ 55.4bn). This was led by a dip in gold imports at 39.7% versus 104.2% in Oct'21. Oil imports too moderated slightly to 132.4% in Nov'21 from 140.5% in Oct'21. Non-oil-non-gold imports also dipped marginally to 39.9% (US\$ 34.2bn) versus 40.1% (US\$ 35.8bn) in Oct'21. Within this, imports of machinery decelerated the most to 29.3% versus 41.8% in Oct'21. Other items such as chemicals, non-ferrous metals and electronics also noted some deceleration. On the other hand, imports of coal (135.8%) and vegetable oils (78.8%) picked up. In FYTD22, on a 2-year basis imports are up by 18%.

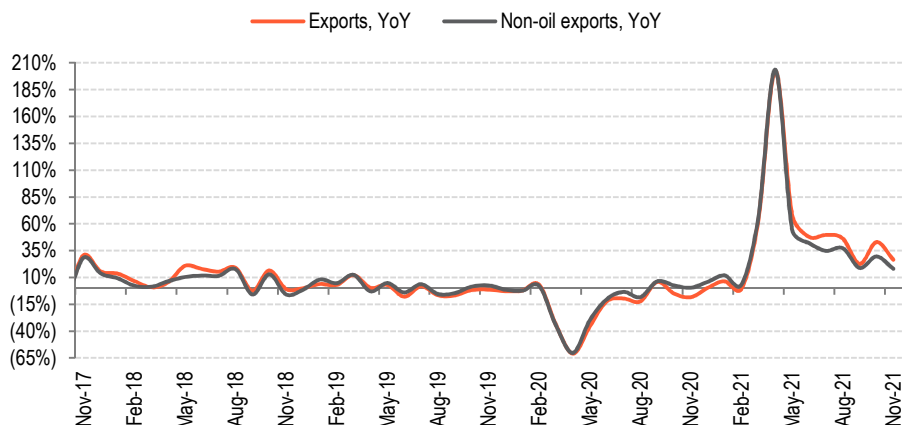
Trade deficit at record-high: India's trade deficit expanded to a fresh record high of US\$ 23.3bn from US\$ 19.7bn in Oct'21 as export growth lost some momentum. Trade deficit in FYTD22 stands at US\$ 119.1bn versus US\$ 43.6bn in FYTD21 and US\$ 113.4bn in FYTD20. While the recent decline in oil prices is positive for India's external balance, threat of new Covid-19 variant will have a negative impact on global demand and exports. Domestic demand will also take a hit if lockdown restrictions are brought back. Overall, we expect trade deficit at ~US\$ 180bn in FY22. Thus, CAD is likely to remain contained at ~1.5% of GDP in FY22. Higher software and remittance receipts should offset the higher trade deficit.

Key highlights

- Exports decelerate to 26.5% in Nov'21 from 43.1% in Oct'21.
- Import growth moderates to 57.2% in Nov'21 from 62.5% in Oct'21.
- Trade deficit expands to a fresh record high of US\$ 23.3bn in Nov'21 from US\$ 19.7bn in Oct'21.

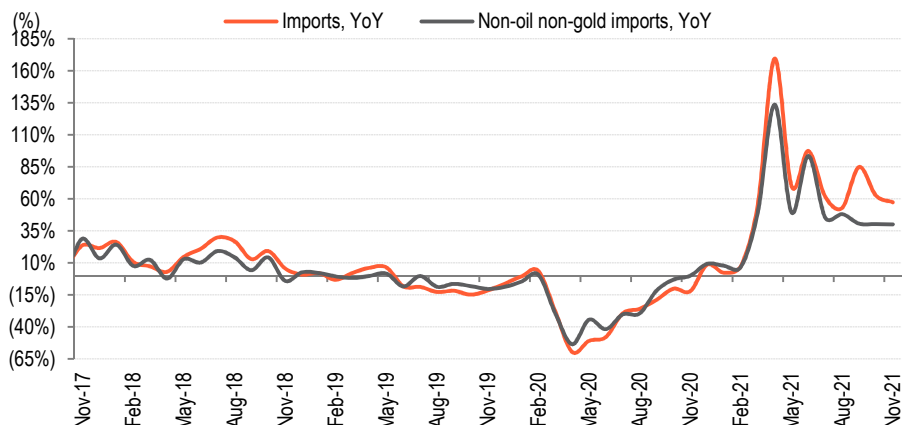


Fig 1 – Exports growth slows



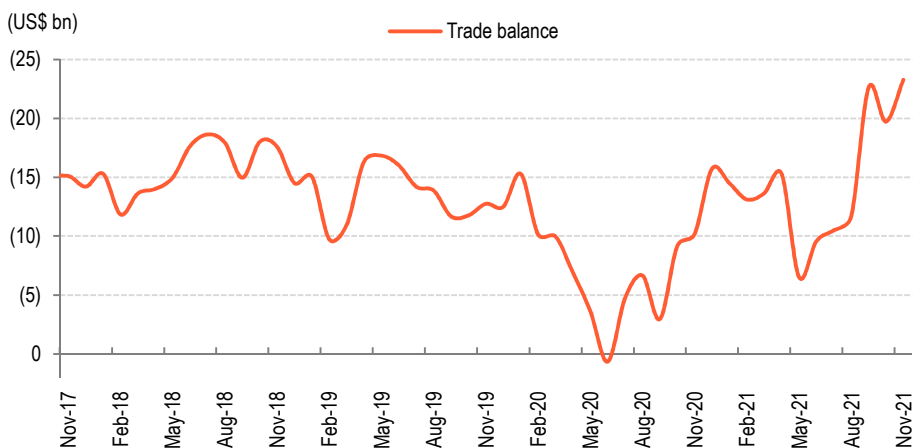
Source: CEIC, Bank of Baroda Research

Fig 2 – Imports too moderate



Source: CEIC, Bank of Baroda Research

Fig 3 – Trade deficit at fresh record-high



Source: CEIC, Bank of Baroda Research

Disclaimer

The views expressed in this research note are personal views of the author(s) and do not necessarily reflect the views of Bank of Baroda. Nothing contained in this publication shall constitute or be deemed to constitute an offer to sell/ purchase or as an invitation or solicitation to do so for any securities of any entity. Bank of Baroda and/ or its Affiliates and its subsidiaries make no representation as to the accuracy; completeness or reliability of any information contained herein or otherwise provided and hereby disclaim any liability with regard to the same. Bank of Baroda Group or its officers, employees, personnel, directors may be associated in a commercial or personal capacity or may have a commercial interest including as proprietary traders in or with the securities and/ or companies or issues or matters as contained in this publication and such commercial capacity or interest whether or not differing with or conflicting with this publication, shall not make or render Bank of Baroda Group liable in any manner whatsoever & Bank of Baroda Group or any of its officers, employees, personnel, directors shall not be liable for any loss, damage, liability whatsoever for any direct or indirect loss arising from the use or access of any information that may be displayed in this publication from time to time.

Visit us at www.bankofbaroda.com



For further details about this publication, please contact:

Economics Research Department

Bank of Baroda

+91 22 6698 52818

chief.economist@bankofbaroda.com