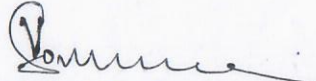



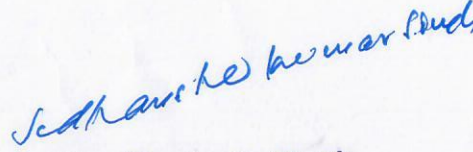
Bank of Baroda

Consolidated Roster Summary as on 31.12.2020-FULL TIME Sweeper

State and Reservation %					Existing Staff Position on 31.12.2020							Post Reserved as per % of Reservation				Existing No. of employees reservation				No. of reserved vacancies carried forward Surplus(+) Shortfall(-)			
State	SC %	ST %	OBC %	EWS	Total	UR	SC	ST	OBC	EWS	SC	ST	OBC	EWS	SC	ST	OBC	EWS	SC	ST	OBC	EWS	
ANDAMAN & NICOBAR	0	8	27	10%	0	0	0	0	0	0	0	0	0	0	0	0	0	0	0	0	0	0	0
ANDHRA PRADESH	16	7	27	10%	88	42	22	3	21	0	14	6	24	9	22	3	21	0	8	-3	-3	-9	
ARUNACHAL	1	45	0	10%	3	2	0	1	0	0	0	1	0	0	0	1	0	0	0	0	0	0	0
ASSAM	7	12	27	10%	34	16	8	5	5	0	2	4	9	3	8	5	5	0	6	1	-4	-3	
BIHAR	16	1	27	10%	110	44	28	2	36	0	18	1	30	11	28	2	36	0	10	1	6	-11	
CHANDIGARH	18	0	27	10%	3	2	3	0	-2	0	1	0	1	0	3	0	-2	0	2	0	-3	0	
CHATTISGARH	12	32	6	10%	17	9	3	1	4	0	2	5	1	2	3	1	4	0	1	-4	3	-2	
D & NAGAR HAVELI	2	43	5	10%	-1	0	1	-2	0	0	0	0	0	0	1	-2	0	0	1	-2	0	0	
DELHI	15	7.5	27	10%	22	21	5	-4	0	0	3	2	6	2	5	-4	0	0	2	-6	-6	-2	
DIU & DAMAN	3	9	27	10%	-2	0	0	0	-2	0	0	0	-1	0	0	0	-2	0	0	0	-1	0	
GOA	2	12	18	10%	4	4	1	-1	0	0	0	0	1	0	1	-1	0	0	1	-1	-1	0	
GUJARAT	7	15	27	10%	324	126	76	39	83	0	23	49	87	32	76	39	83	0	53	-10	-4	-32	
HARYANA	19	0	27	10%	10	5	8	-1	-2	0	2	0	3	1	8	-1	-2	0	6	-1	-5	-1	
HIMACHAL PRADESH	25	4	20	10%	2	0	2	0	0	0	1	0	0	0	2	0	0	0	1	0	0	0	
JAMMU & KASHMIR	8	11	27	10%	3	2	1	0	0	0	0	0	1	0	1	0	0	0	1	0	-1	0	
JHARKHAND	12	26	12	10%	19	1	11	3	4	0	2	5	2	2	11	3	4	0	9	-2	2	-2	
KARNATAKA	16	7	27	10%	384	189	74	25	96	0	61	27	104	38	74	25	96	0	13	-2	-8	-38	
KERALA	10	1	27	10%	57	23	19	3	12	0	6	1	15	6	19	3	12	0	13	2	-3	-6	
LAKSHADWEEP	0	45	0	10%	0	0	0	0	0	0	0	0	0	0	0	0	0	0	0	0	0	0	
MADHYA PRADESH	15	20	15	10%	7	5	4	-1	-1	0	1	1	1	1	4	-1	-1	0	3	-2	-2	-1	
MAHARASHTRA	10	9	27	10%	194	91	49	11	43	0	19	17	52	19	49	11	43	0	30	-6	-9	-19	
MANIPUR	3	34	13	10%	4	1	0	3	0	0	0	1	1	0	0	3	0	0	0	2	-1	0	
MEGHALAYA	1	44	5	10%	7	5	0	2	0	0	0	3	0	1	0	2	0	0	0	-1	0	-1	
MIZORAM	0	45	5	10%	1	0	0	1	0	0	0	0	0	0	0	1	0	0	0	1	0	0	
NAGALAND	0	45	0	10%	3	1	0	1	1	0	0	1	0	0	0	1	1	0	0	0	1	0	
ORISSA	16	22	12	10%	17	0	9	5	3	0	3	4	2	2	9	5	3	0	6	1	1	-2	
PONDICHERRY	16	0	27	10%	2	0	0	0	2	0	0	0	1	0	0	0	2	0	0	0	1	0	
PUNJAB	29	0	21	10%	20	8	13	0	-1	0	6	0	4	2	13	0	-1	0	7	0	-5	-2	
RAJASTHAN	17	13	20	10%	197	101	65	14	17	0	33	26	39	20	65	14	17	0	32	-12	-22	-20	
SIKKIM	5	21	24	10%	2	0	1	1	0	0	0	0	0	0	1	1	0	0	1	1	0	0	
TAMIL NADU	19	1	27	10%	63	32	16	0	15	0	12	1	17	6	16	0	15	0	4	-1	-2	-6	
TELANGANA	16	7	27	10%	-4	-2	-3	0	1	0	-1	0	-1	0	-3	0	1	0	-2	0	2	0	
TRIPURA	17	31	2	10%	1	0	1	0	0	0	0	0	0	0	1	0	0	0	1	0	0	0	
UTTAR PRADESH	21	1	27	10%	415	110	228	3	74	0	87	4	112	42	228	3	74	0	141	-1	-38	-42	
UTTARAKHAND	18	3	13	10%	51	35	11	1	4	0	9	2	7	5	11	1	4	0	2	-1	-3	-5	
WEST BENGAL	23	5	22	10%	170	57	93	8	12	0	39	9	37	17	93	8	12	0	54	-1	-25	-17	
Total					UR	SC	ST	OBC	EWS	#VALUE!	#VALUE!	#VALUE!	#VALUE!	SC	ST	OBC	EWS	SC	ST	OBC	EWS		

  
**Vishal K. Sonevane**  
 Chief Manager (HRM)  
 Head Office, Baroda.

  
**वी. सी. परमार / V. C. Parmar**  
 मुख्य प्रबंधक / Chief Manager  
 मानव संसाधन / HRM  
 बैंक ऑफ़ बड़ोदा / Bank of Baroda  
 प्र.का., बड़ोदा / H.O., Baroda.

  
**एस. के. सिंह / S. K. Singh**  
 मुख्य सम्पर्क अधिकारी ओबीसी के लिए  
 Chief Liaison Officer for OBC'S  
 महाप्रबंधक / General Manager  
 बैंक ऑफ़ बड़ोदा / Bank of Baroda  
 प्रधान कार्यालय, बड़ोदा / Head Office, Baroda

**एच. टी. सोलंकी / H. T. Solanki**  
 मुख्य सम्पर्क अधिकारी एससी, एसटी, पी. डब्ल्यू. डी एवं  
 एक्स-एसएम एवं महाप्रबंधक एवं प्रमुख (बंधक एवं अन्य टिटेल् आसित्ति)  
 Chief Liaison Officer for SCs, STs, PWD & Ex-SM &  
 Gen. Manager & Head (Mortgage & other Retail Assets.)  
 बैंक ऑफ़ बड़ोदा / Bank of Baroda  
 बी.सी.सी., मुंबई / B.C.C., Mumbai