
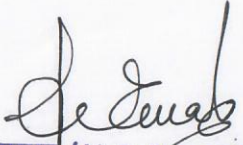


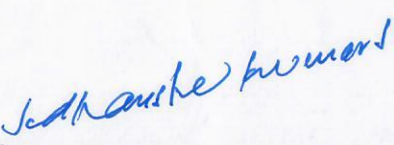
Bank of Baroda

Consolidated Roster Summary as on 31.12.2020-FULL TIME SUB STAFF

State and Reservation %					Existing Staff Position on 31.12.2020							Post Reserved as per % of Reservation				Existing No. of employees reservation				No. of reserved vacancies carried forward Surplus(+) Shortfall(-)			
State	SC %	ST %	OBC %	EWS	Total	UR	SC	ST	OBC	EWS	SC	ST	OBC	EWS	SC	ST	OBC	EWS	SC	ST	OBC	EWS	
ANDAMAN & NICOBAR	0	8	27	10%	3	1	1	1	0	0	0	0	1	0	1	1	0	0	1	1	0	0	
ANDHRA PRADESH	16	7	27	10%	329	193	57	23	56	0	53	23	89	33	57	23	56	0	4	0	-1	0	
ARUNACHAL	1	45	0	10%	12	8	0	4	0	0	0	5	0	1	0	4	0	0	0	-1	0	-33	
ASSAM	7	12	27	10%	101	56	12	15	18	0	7	12	27	10	12	15	18	0	5	3	-9	-10	
BIHAR	16	1	27	10%	228	115	71	12	30	0	36	2	62	23	71	12	30	0	5	3	-9	-10	
CHANDIGARH	18	0	27	10%	32	16	9	-1	8	0	6	0	9	3	9	-1	8	0	35	10	-32	-23	
CHATTISGARH	12	32	6	10%	188	49	15	36	88	0	23	60	11	19	15	36	88	0	3	-1	-1	-3	
D & NAGAR HAVELI	2	43	5	10%	9	2	6	0	1	0	0	4	0	1	6	0	1	0	-8	-24	77	-19	
DELHI	15	7.5	27	10%	405	203	117	22	63	0	61	30	109	41	117	22	63	0	6	-4	1	-1	
DIU & DAMAN	3	9	27	10%	2	1	0	1	0	0	0	0	1	0	0	1	0	0	56	-8	-46	-41	
GOA	2	12	18	10%	60	41	11	3	5	0	1	7	11	6	0	1	0	0	0	1	-1	0	
GUJARAT	7	15	27	10%	1655	726	362	260	307	0	116	248	447	166	362	260	307	0	10	-4	-6	-6	
HARYANA	19	0	27	10%	119	59	39	1	20	0	23	0	32	12	39	1	20	0	246	12	-140	-166	
HIMACHAL PRADESH	25	4	20	10%	14	10	4	0	0	0	4	1	3	1	4	0	0	0	16	1	-12	-12	
JAMMU & KASHMIR	8	11	27	10%	19	12	5	0	2	0	2	2	5	2	5	0	2	0	0	-1	-3	-1	
JHARKHAND	12	26	12	10%	37	20	6	6	5	0	4	10	4	4	6	6	5	0	3	-2	-3	-2	
KARNATAKA	16	7	27	10%	873	490	171	47	165	0	140	61	236	87	171	47	165	0	2	-4	1	-4	
KERALA	10	1	27	10%	181	96	38	5	42	0	18	2	49	18	38	5	42	0	31	-14	-71	-87	
LAKSHADWEEP	0	45	0	10%	0	0	0	0	0	0	0	0	0	0	0	0	0	0	20	3	-7	-18	
MADHYA PRADESH	15	20	15	10%	282	128	59	43	52	0	42	56	42	28	59	43	52	0	0	0	0	0	
MAHARASHTRA	10	9	27	10%	1453	841	258	115	239	0	145	131	392	145	258	115	239	0	17	-13	10	-28	
MANIPUR	3	34	13	10%	13	9	0	3	1	0	0	4	2	1	0	3	1	0	113	-16	-153	-145	
MEGHALAYA	1	44	5	10%	15	7	1	7	0	0	0	7	1	2	1	7	0	0	0	-1	-1	-1	
MIZORAM	0	45	5	10%	5	4	0	1	0	0	0	2	0	1	0	1	0	0	1	0	-1	-2	
NAGALAND	0	45	0	10%	21	8	-1	12	2	0	0	9	0	2	-1	12	2	0	0	-1	0	-1	
ORISSA	16	22	12	10%	116	80	14	18	4	0	19	26	14	12	14	18	4	0	-1	3	2	-2	
PONDICHERRY	16	0	27	10%	4	0	2	0	2	0	1	0	1	0	2	0	2	0	-5	-8	-10	-12	
PUNJAB	29	0	21	10%	186	108	53	1	24	0	54	0	39	19	53	1	24	0	1	0	1	0	
RAJASTHAN	17	13	20	10%	430	244	78	69	39	0	73	56	86	43	78	69	39	0	-1	1	-15	-19	
SIKKIM	5	21	24	10%	5	1	0	3	1	0	0	1	1	3	0	3	1	0	5	13	-47	-43	
TAMIL NADU	19	1	27	10%	318	144	102	6	66	0	60	3	86	32	102	6	66	0	0	2	0	-1	
TELANGANA	16	7	27	10%	103	50	15	5	33	0	16	7	28	10	15	5	33	0	42	3	-20	-32	
TRIPURA	17	31	2	10%	11	8	0	3	0	0	2	3	0	1	0	3	0	0	-1	-2	5	-10	
UTTAR PRADESH	21	1	27	10%	1079	635	236	22	186	0	227	11	291	108	236	22	186	0	9	11	-105	-108	
UTTARAKHAND	18	3	13	10%	77	45	22	2	8	0	14	2	10	8	22	2	8	0	8	0	-2	-8	
WEST BENGAL	23	5	22	10%	478	307	107	20	44	0	110	24	105	48	107	20	44	0	-3	-4	-61	-48	


Vishal K. Sonevane
 Chief Manager (HRM)
 Head Office, Baroda.


वी. सी. परमार / V. C. Parmar
 मुख्य प्रबंधक / Chief Manager
 HRM
 बैंक ऑफ बड़ौदा / Bank of Baroda
 प्र.का., बड़ौदा / H.O., Baroda.


एस. के. सिंह / S. K. Singh
 मुख्य सम्पर्क अधिकारी ओबीसी के लिए
 Chief Liaison Officer for OBC'S
 महाप्रबंधक / General Manager
 बैंक ऑफ बड़ौदा / Bank of Baroda
 प्रधान कार्यालय, बड़ौदा / Head Office, Baroda

एच. टी. सोलंकी / H. T. Solanki
 मुख्य सम्पर्क अधिकारी एससी, एसटी, पी.डब्ल्यू.डी एवं
 एक्स-एसएम एवं महाप्रबंधक एवं प्रमुख (बंधक एवं अन्य रिटेल आस्ति)।
 Chief Liaison Officer for SCs, STs, PWD & Ex-SM &
 Gen. Manager & Head (Mortgage & other Retail Assets.)
 बैंक ऑफ बड़ौदा / Bank of Baroda
 बी.सी.सी., मुंबई / B.C.C., Mumbai