



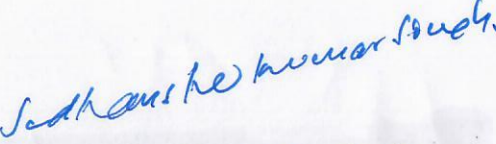
Bank of Baroda

Consolidated Roster Summary as on 31.12.2020-Clerk

State and Reservation %					Existing Staff Position on 31.12.2020							Post Reserved as per % of Reservation				Existing No. of employees reservation				No. of reserved vacancies carried forward Surplus(+) Shortfall(-)				
State	SC %	ST %	OBC %	EWS	Total	UR	SC	ST	OBC	EWS	SC	ST	OBC	EWS	SC	ST	OBC	EWS	SC	ST	OBC	EWS		
ANDAMAN & NICOBAR	0	8	27	10%	11	5	0	2	4	0	0	1	3	1	0	2	4	0	0	1	1	1	-1	
ANDHRA PRADESH	16	7	27	10%	999	549	161	68	218	3	160	70	270	100	161	68	218	3	1	-2	-52	-97		
ARUNACHAL	1	45	0	10%	15	7	0	5	3	0	0	7	0	2	0	5	3	0	0	-2	3	-2		
ASSAM	7	12	27	10%	212	139	0	25	46	2	15	25	57	21	0	25	46	2	-15	0	-11	-19		
BIHAR	16	1	27	10%	835	467	141	28	198	1	134	8	225	84	141	28	198	1	7	20	-27	-83		
CHANDIGARH	18	0	27	10%	170	106	29	-3	38	0	31	0	46	17	29	-3	38	0	-2	-3	-8	-17		
CHATTISGARH	12	32	6	10%	563	261	80	187	33	2	68	180	34	56	80	187	33	2	12	7	-1	-54		
D & NAGAR HAVELI	2	43	5	10%	33	11	0	16	6	0	1	14	2	3	0	16	6	0	-1	2	4	-3		
DELHI	15	7.5	27	10%	1029	547	165	81	235	1	154	77	278	103	165	81	235	1	11	4	-43	-102		
DIU & DAMAN	3	9	27	10%	13	6	1	4	2	0	0	1	4	1	1	4	2	0	1	3	-2	-1		
GOA	2	12	18	10%	237	164	8	23	42	0	5	28	43	24	8	23	42	0	3	-5	-1	-24		
GUJARAT	7	15	27	10%	5949	3243	361	925	1394	26	416	892	1606	595	361	925	1394	26	-55	33	-212	-569		
HARYANA	19	0	27	10%	455	271	87	0	97	0	86	0	123	46	87	0	97	0	1	0	-26	-46		
HIMACHAL PRADESH	25	4	20	10%	83	41	21	3	18	0	21	3	17	8	21	3	18	0	0	0	1	-8		
JAMMU & KASHMIR	8	11	27	10%	13	11	1	0	1	0	1	1	4	1	1	0	1	0	0	-1	-3	-1		
JHARKHAND	12	26	12	10%	236	112	33	58	33	0	28	61	28	24	33	58	33	0	5	-3	5	-24		
KARNATAKA	16	7	27	10%	2408	1126	408	173	673	28	385	169	650	241	408	173	673	28	23	4	23	-213		
KERALA	10	1	27	10%	623	414	48	7	154	0	62	6	168	62	48	7	154	0	-14	1	-14	-62		
LAKSHADWEEP	0	45	0	10%	0	0	0	0	0	0	0	0	0	0	0	0	0	0	0	0	0	0		
MADHYA PRADESH	15	20	15	10%	1023	537	151	207	125	3	153	205	153	102	151	207	125	3	-2	2	-28	-99		
MAHARASHTRA	10	9	27	10%	3645	2139	354	353	797	2	365	328	984	365	354	353	797	2	-11	25	-187	-363		
MANIPUR	3	34	13	10%	28	24	0	6	-2	0	1	10	4	3	0	6	-2	0	-1	-4	-6	-3		
MEGHALAYA	1	44	5	10%	38	18	0	20	0	0	0	17	2	4	0	20	0	0	0	3	-2	-4		
MIZORAM	0	45	5	10%	7	1	0	6	0	0	0	3	0	1	0	6	0	0	0	3	0	-1		
NAGALAND	0	45	0	10%	27	12	-5	20	0	0	0	12	0	3	-5	20	0	0	-5	8	0	-3		
ORISSA	16	22	12	10%	412	225	56	90	41	0	66	91	49	41	56	90	41	0	-10	-1	-8	-41		
PONDICHERRY	16	0	27	10%	4	2	-1	0	3	0	1	0	1	0	-1	0	3	0	-2	0	2	0		
PUNJAB	29	0	21	10%	500	249	157	-1	95	0	145	0	105	50	157	-1	95	0	12	-1	-10	-50		
RAJASTHAN	17	13	20	10%	2120	1059	371	331	355	4	360	276	424	212	371	331	355	4	11	55	-69	-208		
SIKKIM	5	21	24	10%	19	12	-1	5	3	0	1	4	5	2	-1	5	3	0	-2	1	-2	-2		
TAMIL NADU	19	1	27	10%	1249	691	241	19	295	3	237	12	337	125	241	19	295	3	4	7	-42	-122		
TELANGANA	16	7	27	10%	228	100	36	15	76	1	36	16	62	23	36	15	76	1	0	-1	14	-22		
TRIPURA	17	31	2	10%	29	17	4	8	0	0	5	9	1	3	4	8	0	0	-1	-1	-1	-3		
UTTAR PRADESH	21	1	27	10%	4318	2200	961	27	1111	19	907	43	1166	432	961	27	1111	19	54	-16	-55	-413		
UTTARAKHAND	18	3	13	10%	306	192	56	11	47	0	55	9	40	31	56	11	47	0	1	2	7	-31		
WEST BENGAL	23	5	22	10%	1111	595	264	67	183	2	256	56	244	111	264	67	183	2	8	11	-61	-109		

  
**Vishal K. Sonevane**  
 Chief Manager (HRM)  
 Head Office, Baroda.

  
**वी. सी. परमार / V. S. Parmar**  
 मुख्य कार्यवाही / HRM Manager  
 बैंक ऑफ बड़ौदा / Bank of Baroda  
 प्र.का., बड़ौदा / H.O., Baroda.

  
**एस. के. सिंह / S. K. Singh**  
 मुख्य सम्पर्क अधिकारी ओबीसी के लिए  
 Chief Liaison Officer for OBC'S  
 महाप्रबंधक / General Manager  
 बैंक ऑफ बड़ौदा / Bank of Baroda  
 प्रधान कार्यालय, बड़ौदा / Head Office, Baroda

  
**एच. टी. सोलंकी / H. T. Solanki**  
 मुख्य सम्पर्क अधिकारी एससी, एसटी, पी. डब्ल्यू.डी एवं  
 एसएम-एसएम एवं महाप्रबंधक एवं प्रमुख (बचक एवं अन्य रिटेल आसिबी)  
 Chief Liaison Officer for SCs, STs, PWD & Ex-SM &  
 Gen. Manager & Head (Mortgage & other Retail Assets.)  
 बैंक ऑफ बड़ौदा / Bank of Baroda  
 बी.सी.सी., मुंबई / B.C.C., Mumbai